

Bee County, Texas

SCHEDULE OF INVESTMENT ACTIVITY

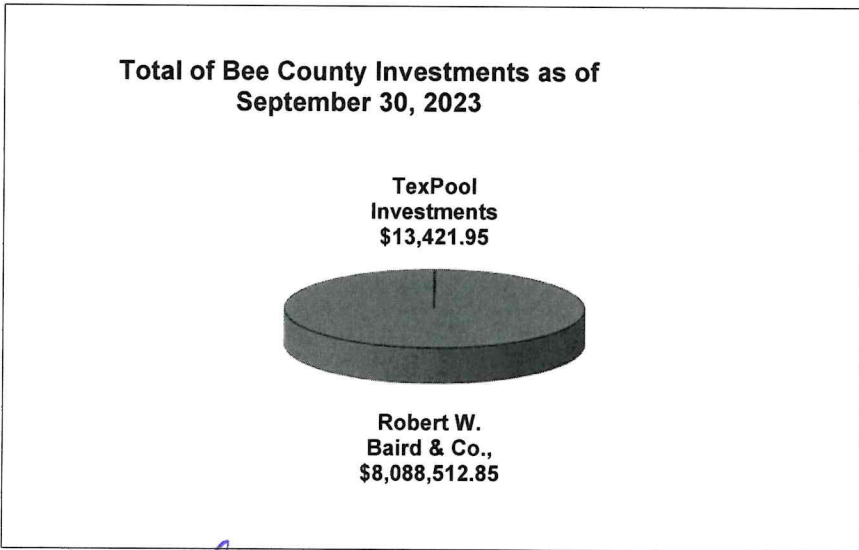
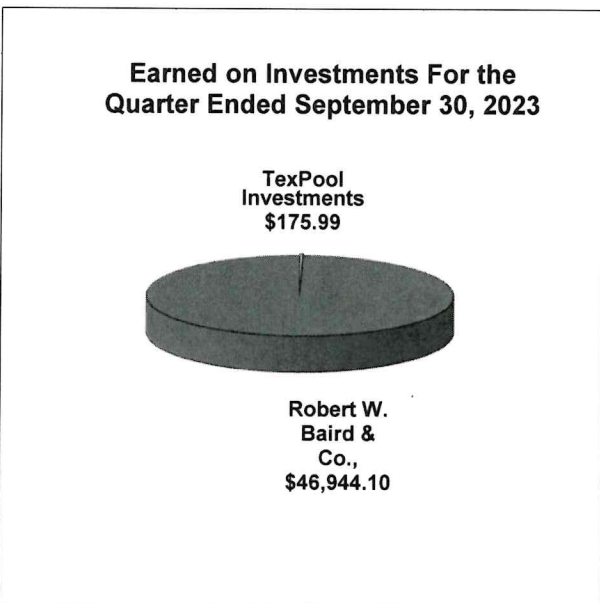
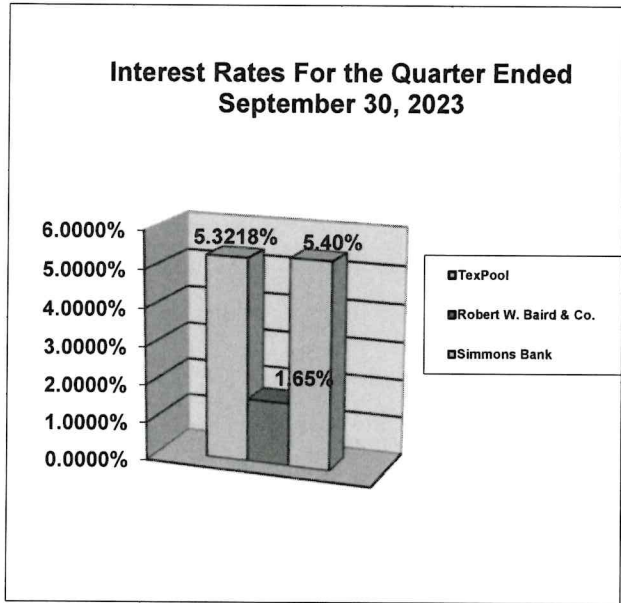
For The Quarter Ending September 30, 2023

Prepared By:
County Auditor's Office

A handwritten signature in blue ink, consisting of a vertical line followed by a stylized, cursive-like flourish.

**Bee County, Texas
Schedule of Investment Activity Combined
For the Quarter Ended September 30, 2023**

Investments	Balance 6/30/2023	Deposits	Withdrawals	Interest	Balance 9/30/2023
TexPool Investments	13,245.96	0.00	0.00	175.99	13,421.95
Robert W. Baird & Co.	8,045,591.54	0.00	4,022.79	46,944.10	8,088,512.85
TOTALS	8,058,837.50	0.00	4,022.79	47,120.09	8,101,934.80



April A. Cantu

April A. Cantu, Bee County Auditor

Bee County, Texas
Schedule of Investment Activity Combined
For the Quarter Ended September 30, 2023


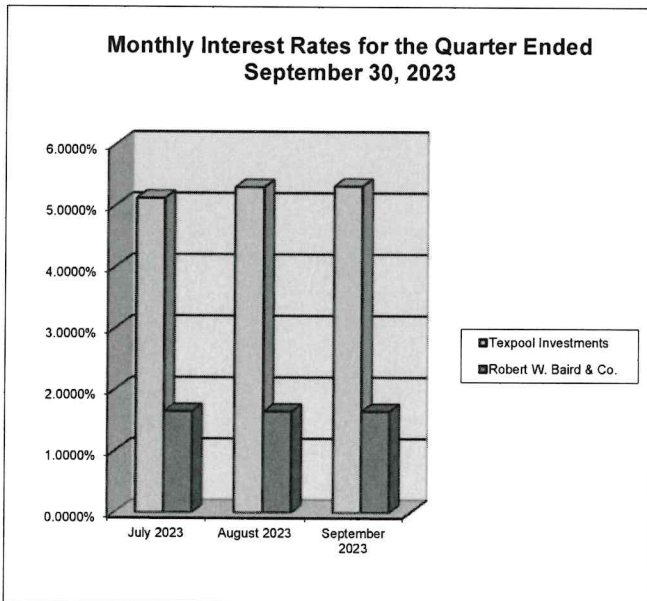
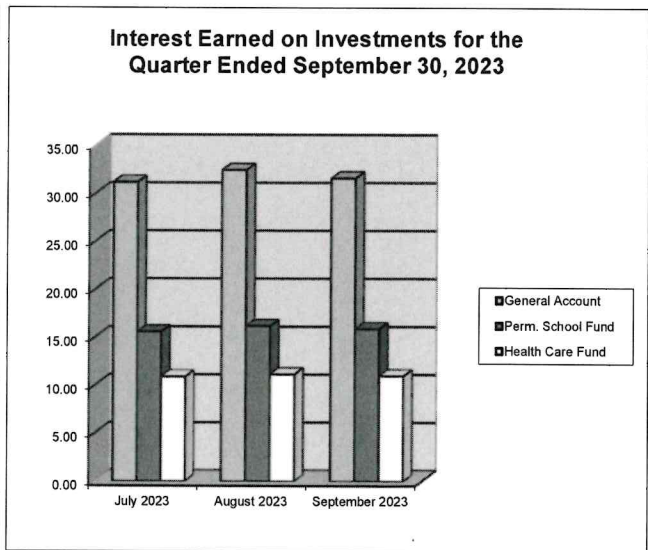
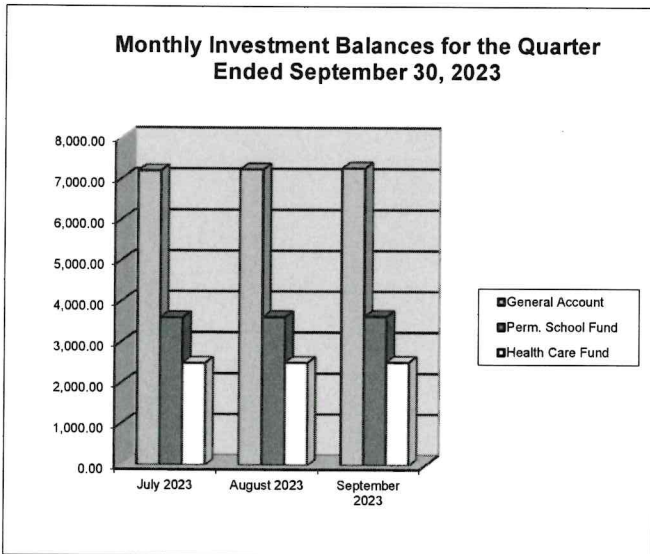
MONTHLY BALANCES	<u>September 30, 2023</u>
TexPool Investments	13,421.95
Robert W. Baird & Co.	8,088,512.85
Total Monthly Balance	<u><u>8,101,934.80</u></u>

INTEREST EARNED	<u>September 30, 2023</u>
TexPool Investments	175.99
Robert W. Baird & Co.	46,944.10
Robert W. Baird & Co. Prof. Services	-4,022.80
Robert W. Baird & Co. Cost Rpt. & Other Exp.	0.00
Total Monthly Balance	<u><u>43,097.29</u></u>

INTEREST RATES	<u>September 30, 2023</u>
TexPool Investments	5.3218%
Robert W. Baird & Co.	1.65%
Simmons Bank	5.40%

Bee County, Texas
Schedule of Investment Activity Texpool
For the Quarter Ended September 30, 2023

Texpool Investments	Balance 6/30/2023	Deposits	Withdrawals	Interest	Balance 9/30/2023
1. 012 General Account	7,166.42	0.00	0.00	95.25	7,261.67
2. 080 Perm. School Fund	3,592.58	0.00	0.00	47.69	3,640.27
3. 023 & 083 Health Care I & II	2,486.96	0.00	0.00	33.05	2,520.01
TOTALS	13,245.96	0.00	0.00	175.99	13,421.95



April A. Cantu

April A. Cantu, Bee County Auditor

Bee County, Texas
Schedule of Investment Activity Texpool
For the Quarter Ended September 30, 2023

MONTHLY BALANCES	July 2023	August 2023	September 2023
012 General Account	7,197.60	7,230.06	7,261.67
080 Permanent School Fund	3,608.17	3,624.37	3,640.27
023 & 083 Health Care Fund I & II	2,497.86	2,509.02	2,520.01
Total Monthly Balance	<u>13,303.63</u>	<u>13,363.45</u>	<u>13,421.95</u>

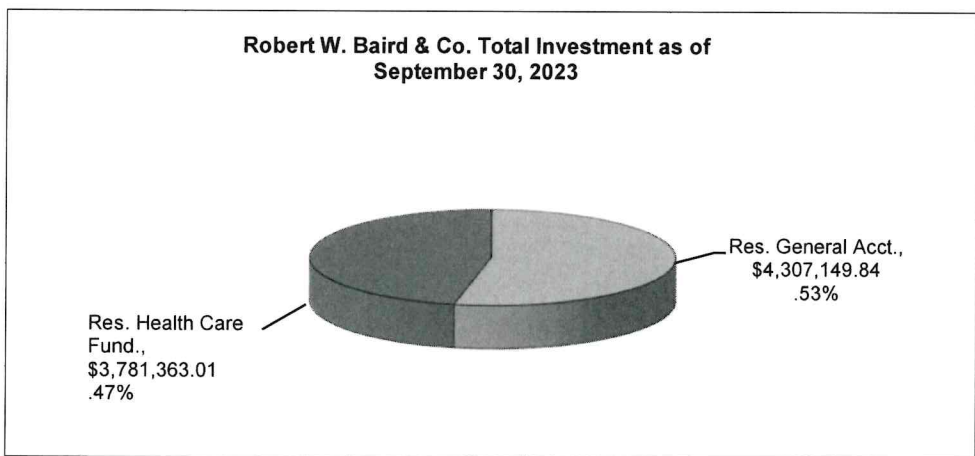
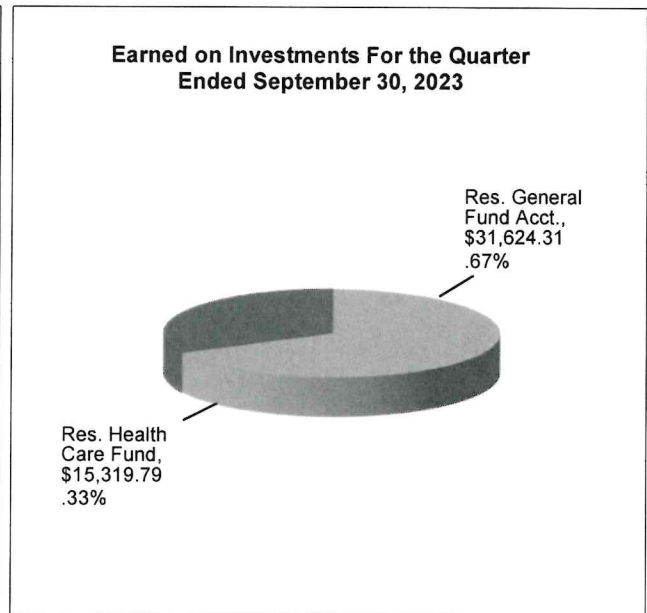
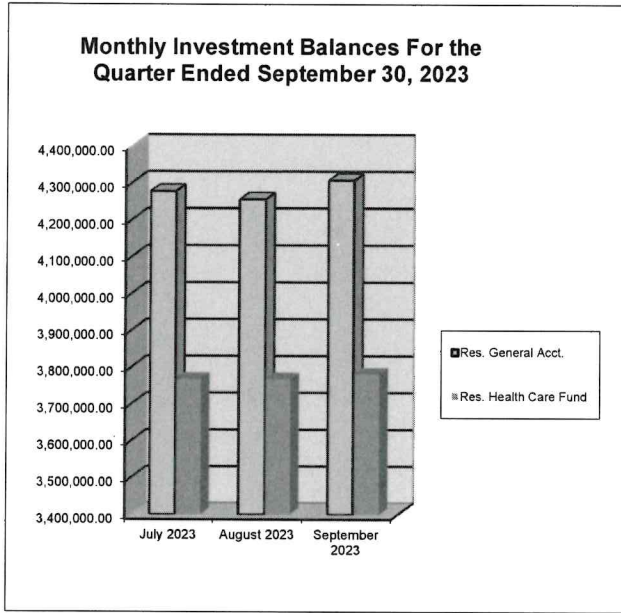
INTEREST EARNED	July 2023	August 2023	September 2023
012 General Account	31.18	32.46	31.61
080 Permanent School Fund	15.59	16.20	15.90
023 & 083 Health Care Fund I & II	10.90	11.16	10.99
Total Monthly Balance	<u>57.67</u>	<u>59.82</u>	<u>58.50</u>

INTEREST RATES	July 2023	August 2023	September 2023
TexPool Investments	5.1238%	5.3047%	5.3218%
Robert W. Baird & Co.	1.65%	1.65%	1.65%

GENERAL ACCT INVESTMENTS	July 2023	August 2023	September 2023
General Fund 012	3,722.64	3,739.43	3,755.78
Road & Bridge Fund 020	3,474.96	3,490.63	3,505.89
TOTAL GENERAL ACCOUNT INV.	<u>7,197.60</u>	<u>7,230.06</u>	<u>7,261.67</u>

Bee County, Texas
Schedule of Investment Activity Robert W. Baird & Co.
For the Quarter Ended September 30, 2023

Robert W. Baird & Co. Investments	Balance 6/30/2023	Deposits	Withdrawals	Interest	Balance 9/30/2023
012 Reserve General Account	4,277,664.36	0.00	2,138.83	31,624.31	4,307,149.84
023 Reserve Health Care Fund	3,767,927.18	0.00	1,883.96	15,319.79	3,781,363.01
TOTALS	8,045,591.54	0.00	4,022.79	46,944.10	8,088,512.85



April A. Cantu
 April A. Cantu, Bee County Auditor

Bee County, Texas
Schedule of Investment Activity Robert W. Baird & Co.
For the Quarter Ended September 30, 2023

MONTHLY BALANCES	July 2023	August 2023	September 2023
012 Reserve General Account	4,277,664.36	4,277,664.36	4,307,149.84
023 Reserve Health Care Fund	3,767,927.18	3,767,927.18	3,781,363.01
Total Monthly Balance	8,045,591.54	8,045,591.54	8,088,512.85

INTEREST EARNED	July 2023	August 2023	September 2023
012 Reserve General Account	0.00	0.00	31,624.31
023 & 083 Reserve Health Care Fund	0.00	0.00	15,319.79
General & HealthCare Fund Prof Services Fee	0.00	0.00	-4,022.80
Other Fees & Costs	0.00	0.00	
Total Monthly Balance	0.00	0.00	42,921.30

INTEREST RATES	July 2023	August 2023	September 2023
Robert W. Baird & Co.	1.65%	1.65%	1.65%

GENERAL ACCT INVESTMENTS	July 2023	August 2023	September 2023
General Fund 012	4,277,664.36	4,277,664.36	4,307,149.84
TOTAL GENERAL ACCOUNT INV.	4,277,664.36	4,277,664.36	4,307,149.84

Bee County Reserve Accounts - All Funds
Quarterly Management Report - Summary Statement of Investment Activity
As of September 30, 2023

	Book Value	Market Value
Value at Beginning of Reporting Period		
Date: 06/30/23	8,045,591.54	7,732,288.66
Contributions of Funds to Account		
Date: [REDACTED]	0.00	0.00
Date: [REDACTED]	0.00	0.00
Date: [REDACTED]	0.00	0.00
Distributions of Funds from Account		
Date: [REDACTED]	0.00	0.00
Date: [REDACTED]	0.00	0.00
Date: [REDACTED]	0.00	0.00
Value at Beginning as Adjusted	8,045,591.54	7,732,288.66
Interest and Dividends Received this Quarter	55,894.00	55,894.00
Accrued Interest Purchased	(0.01)	(0.01)
Accrued Interest at End of Period	21,715.98	21,715.98
Less: Accrued Interest at Beginning of Period	(41,014.36)	(41,014.36)
Bond Premiums Amortized/Discounts Acreated	10,348.53	10,348.53
Recognized Gain on Sale(s) or Early Call(s)	0.00	0.00
Recognized Loss on Sale(s)	0.00	0.00
Other Fees or Costs	(0.04)	(0.04)
Advisory Fees Paid	(4,022.80)	(4,022.80)
Reverse Unrecognized (Gain) or Loss (Period Beginning)	N/A	313,302.85
Unrecognized Gain or (Loss) (Period Ending)	N/A	(281,788.78)
Value at End of Reporting Period		
Date: 09/30/23	8,088,512.85	7,806,724.03
Change in Value (Period Ending Less Period Beginning)	42,921.31	74,435.37
Days Elapsed during Reporting Period	92	92
Average Daily Change In Value	466.54	809.08
Daily change Multiplied by 365 Days	170,285.61	295,314.25
Weighted Average Daily Balance	8,045,591.54	7,732,288.66
Quarter Ended Annualized Total Return	2.12%	3.82%

Certification: The following persons state affirmatively the following:

- 1) They have jointly prepared and reviewed this Quarterly Management Report; and
- 2) The investment portfolio and this report complies with State of Texas Government Code Title 10, Section 2256, et. seq. and Bee County Investment Policy.



 April Cantur, Bee County Investment Officer



 Joe Carter, Investment Advisor

Bee County Health Care Reserve Fund
Quarterly Management Report - Summary Statement of Investment Activity
As of September 30, 2023

	Book Value	Market Value
Value at Beginning of Reporting Period		
Date: 06/30/23	\$3,767,927.18	\$3,565,800.41
Contributions of Funds to Account		
Date:	0.00	0.00
Date:	0.00	0.00
Date:	0.00	0.00
Distributions of Funds from Account		
Date:	0.00	0.00
Date:	0.00	0.00
Date:	0.00	0.00
Value at Beginning as Adjusted	3,767,927.18	3,565,800.41
Interest and Dividends Received this Quarter	23,548.77	23,548.77
Accrued Interest Purchased	(0.00)	(0.00)
Accrued Interest at End of Period	15,171.83	15,171.83
Less: Accrued Interest at Beginning of Period	(20,244.07)	(20,244.07)
Bond Premiums Amortized/Discounts Acreated	(3,156.73)	(3,156.73)
Recognized Gain on Sale(s) or Early Call(s)	0.00	0.00
Recognized Loss on Sale(s)	0.00	0.00
Other Fees or Costs	0.00	0.00
Advisory Fees Paid	(1,883.96)	(1,883.96)
Reverse Unrecognized (Gain) or Loss (Period Beginning)	N/A	202,126.76
Unrecognized Gain or (Loss) (Period Ending)	N/A	(185,598.17)
Value at End of Reporting Period	3,781,363.01	3,595,764.83
Date: 09/30/23		
Change in Value (Period Ending Less Period Beginning)	13,435.83	29,964.42
Days Elapsed during Reporting Period	92	92
Average Daily Change In Value	146.04	325.70
Daily change Multiplied by 365 Days	53,305.18	118,880.56
Weighted Average Daily Balance	3,767,927.18	3,565,800.41
Quarter Ended Annualized Total Return	1.41%	3.33%

Certification: The following persons state affirmatively the following:

- 1) They have jointly prepared and reviewed this Quarterly Management Report; and
- 2) The investment portfolio and this report complies with State of Texas Government Code Title 10, Section 2256, et. seq. and Bee County Investment Policy.



 April Cantu, Bee County Investment Officer



 Joe Carter, Investment Advisor

Bee County General Reserve Fund
Quarterly Management Report - Summary Statement of Investment Activity
As of September 30, 2023

	Book Value	Market Value
Value at Beginning of Reporting Period		
Date: 06/30/23	\$4,277,664.36	\$4,166,488.25
Contributions of Funds to Account		
Date:	0.00	0.00
Date:	0.00	0.00
Date:	0.00	0.00
Distributions of Funds from Account		
Date:	0.00	0.00
Date:	0.00	0.00
Date:	0.00	0.00
Value at Beginning as Adjusted	4,277,664.36	4,166,488.25
Interest and Dividends Received this Quarter	32,345.23	32,345.23
Accrued Interest Purchased	(0.00)	(0.00)
Accrued Interest at End of Period	6,544.15	6,544.15
Less: Accrued Interest at Beginning of Period	(20,770.29)	(20,770.29)
Bond Premiums Amortized/Discounts Acreated	13,505.26	13,505.26
Recognized Gain on Sale(s) or Early Call(s)	0.00	0.00
Recognized Loss on Sale(s)	0.00	0.00
Other Fees or Costs	(0.04)	(0.04)
Advisory Fees Paid	(2,138.83)	(2,138.83)
Reverse Unrecognized (Gain) or Loss (Period Beginning)	N/A	111,176.09
Unrecognized Gain or (Loss) (Period Ending)	N/A	(96,190.61)
Value at End of Reporting Period	4,307,149.84	4,210,959.21
Date: 09/30/23		
Change in Value (Period Ending Less Period Beginning)	29,485.48	44,470.96
Days Elapsed during Reporting Period	92	92
Average Daily Change in Value	320.49	483.38
Daily change Multiplied by 365 Days	116,980.43	176,433.69
Weighted Average Daily Balance	4,277,664.36	4,166,488.25
Quarter Ended Annualized Total Return	2.73%	4.23%

Certification: The following persons state affirmatively the following:

- 1) They have jointly prepared and reviewed this Quarterly Management Report; and
- 2) The investment portfolio and this report complies with State of Texas Government Code Title 10, Section 2256, et. seq. and Bee County Investment Policy.



 April Cantu, Bee County Investment Officer



 Joe Carter, Investment Advisor